

# CONDITIONS FOR DELIVERIES

This leaflet is a guide to help you prepare  
optimal deliveries to **Nomeco A/S**

AND HIGH  
QUALITY

## EFFICIENT INBOUND



All deliveries must be  
suitably packed and  
marked to ensure  
high inbound efficiency,  
high quality and  
to avoid damages.

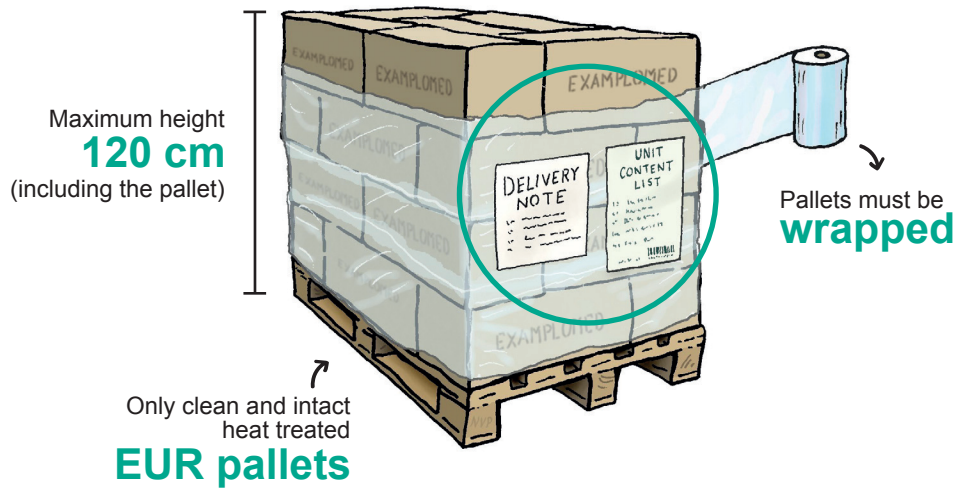
# HOW TO PACK AND MARK PALLETS

Each delivery must be accompanied by a visible

## Delivery note and \*Unit Content List

placed on the outside of the wrapping


*\*Including a SSCC barcode, storage conditions, product item no., product name and strength, batch and expiry (if relevant)*



Pallets containing cold and frozen products must be **\*Clearly Marked**



**Cold and frozen products** must be delivered separated from other products and with **individual delivery notes**




**Whole layers** Products delivered in whole layers must be **separated by heat treated EUR pallets** or other suitable material

\*See definition on page 5

## HOW TO MARK CARTONS

Transport cartons delivered separately must be accompanied by a visible:

### Delivery note and Unit Content List



#### Unit Content List


- SSCC barcode
- Storage conditions
- Product item no.
- Product name and strength
- Batch and expiry (if relevant)

#### \*Clearly Marked



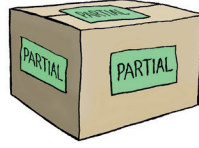
Cold and frozen products must be delivered separated from other products and with **individual delivery notes**

#### \*Clearly Marked



Mix cartons must contain **no more than 5 different batches**

#### \*Clearly Marked

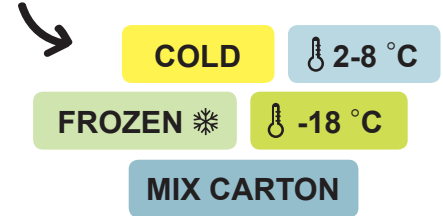
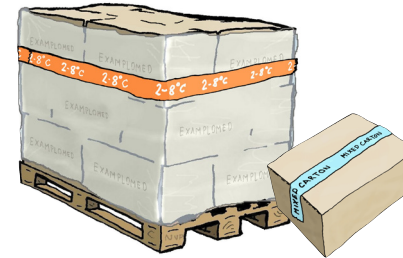


Partial cartons **Not full transport cartons** must be marked with "PARTIAL"

### \*Definition of Clearly Marked

Packaging tape or labels stating e.g.


#### Packaging tape



#### Label/tape colour

Colour must be other than white.

#### Labels



#### Letter size


Must be minimum 50 point or 4 times larger than other text on the transport carton/pallet.

#### Placing the labels

Labels must be placed on all sides of the transport carton/pallet.

## HOW TO PACK CARTONS

Identical products with **different strength** must be packed in **separate cartons**

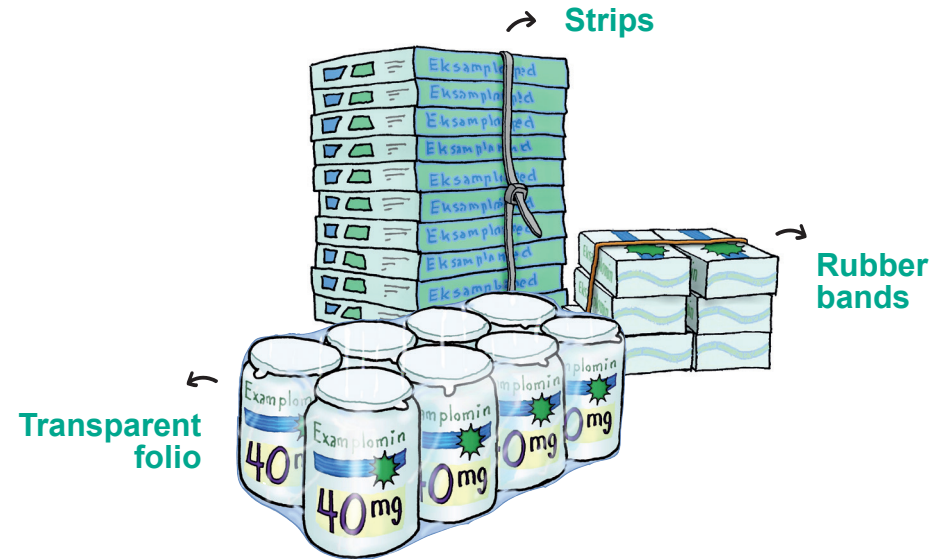


Identical products with **different expiry date** must be packed in **separate cartons**



## CONVENIENCE PACKS

Convenience packs must be wrapped appropriately using e.g.



## DELIVERY

Scandiagade 35  
2450 Copenhagen SV  
Denmark

Monday - Friday

**07:00 to 16:00**

(Except public holidays)

## PURCHASE DEPARTMENT

Borgmester Christiansens Gade 40  
1790 Copenhagen V  
Denmark

**Mail: [indkoeb@nomeco.dk](mailto:indkoeb@nomeco.dk)**

**Phone: +45 36 45 45 36**

Monday - Friday

**08:30 to 16:00**

(Except public holidays)

## COMMERCIAL AFFAIRS

Borgmester Christiansens Gade 40  
1790 Copenhagen V  
Denmark

**Mail: [wholesale@nomeco.dk](mailto:wholesale@nomeco.dk)**

**Phone: +45 36 45 45 36**

*This leaflet is only meant for illustration. In case of differences,  
the current 'Conditions for Deliveries' shall prevail.*